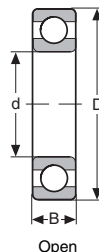




MVB Power-Star Bearing Co.
 Url: www.mvbbearing.com
 Email: vivy@mvbbearing.com
mvbbearing@gmail.com
 Tel: +86-592-523 0986
 Fax: +86-592-376 1975



DEEP GROOVE BALL BEARINGS

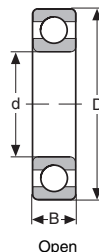
MVB No.	Dimensions (Metric)			Approx. Wgt. (lbs.)	FAG STEYR SKF	Interchange						
	d	D	B			FAF	FED	MRC	ND	NH	RIV	Torrington
6300	10	35	11	.120	6300	300K	1300	300-S	3300	300	1B	-
6301	12	37	12	.140	6301	301K	1301	301-S	3301	301	2B	-
6302	15	42	13	.190	6302	302K	1302	302-S	3302	302	3B	-
6303	17	47	14	.260	6303	303K	1303	303-S	3303	303	4B	-
6304	20	52	15	.320	6304	304K	1304	304-S	3304	304	5B	-
63/22	22	56	16	.380	63/22	-	-	-	-	-	5B22	-
6305	25	62	17	.520	6305	305K	1305	305-S	3305	305	6B	-
63/28	28	68	18	.790	63/28	-	-	-	-	-	6B28	-
6306	30	72	19	.770	6306	306K	1306	306-S	3306	306	7B	-
63/32	32	75	20	.890	63/32	-	-	-	-	-	7B32	-
6307	35	80	21	1.010	6307	307K	1307	307-S	3307	307	8B	-
6308	40	90	23	1.400	6308	308K	1308	308-S	3308	308	9B	-
6309	45	100	25	1.840	6309	309K	1309	309-S	3309	309	10B	-
6310	50	110	27	2.360	6310	310K	1310	310-S	3310	310	11B	-
6311	55	120	29	3.020	6311	311K	1311	311-S	3311	311	12B	-
6312	60	130	31	3.750	6312	312K	1312	312-S	3312	312	13B	-
6313	65	140	33	4.590	6313	313K	1313	313-S	3313	313	14B	-
6314	70	150	35	5.560	6314	314K	1314	314-S	3314	314	15B	-
6315	75	160	37	6.660	6315	315K	1315	315-S	3315	315	16B	-
6316	80	170	39	7.920	6316	316K	1316	316-S	3316	316	17B	-
6317	85	180	41	9.330	6317	317K	1317	317-S	3317	317	18B	-
6318	90	190	43	10.800	6318	318K	1318	318-S	3318	318	19B	-
6319	95	200	45	12.500	6319	319K	1319	319-S	3319	319	20B	-
6320	100	215	47	15.400	6320	320K	1320	320-S	3320	320	21B	100 BC 03
6321 M	105	225	49	17.800	6321	321K	1321	321-S	3321	321	22B	105 BC 03
6322 M	110	240	50	21.000	6322	322K	1322	322-S	3322	322	23B	110 BC 03
6323 M	115	250	53	26.500	-	-	-	-	-	-	-	115 BC 03
6324 M	120	260	55	32.200	6324	-	-	-	3324	324	24B	120 BC 03
6326 M	130	280	58	40.100	6326	326K	-	-	3326	-	25B	130 BC 03
6328 M	140	300	62	48.100	6328	-	-	-	3328	-	26B	140 BC 03
6330 M	150	320	65	57.800	6330	330K	-	-	3330	-	27B	150 BC 03
6332 M	160	340	68	66.000	6332	332K	-	-	3332	-	28B	160 BC 03
6334 M	170	360	72	78.000	6334	334K	-	-	3334	-	29B	170 BC 03
6336 M	180	380	75	91.000	6336	336K	-	-	3336	-	-	180 BC 03
6338 M	190	400	78	105.000	6338	338K	-	-	3338	-	-	190 BC 03
6340 M	200	420	80	118.000	6340	340K	-	-	3340	-	-	200 BC 03
6342 M	210	440	84	136.500	-	-	-	-	-	-	-	210 BC 03
6344 M	220	460	88	155.000	6344	344K	-	-	3344	-	-	220 BC 03
6348 M	240	500	95	198.000	6348	348K	-	-	3348	-	-	240 BC 03
6352 M	260	540	102	247.000	6352	352K	-	-	3352	-	-	260 BC 03
6356 M	280	580	108	302.000	6356	356K	-	-	3356	-	-	280 BC 03
6360 M	300	620	109	361.560	6360	-	-	-	-	-	-	-
6364 M	320	670	112	440.920	6364	-	-	-	-	-	-	-
6368 M	340	710	118	524.720	6368	-	-	-	-	-	-	-
6372 M	360	750	125	615.090	6372	-	-	-	-	-	-	-
6376 M	380	780	128	679.020	6376	-	-	-	-	-	-	-
6380 M	400	820	136	793.660	6380	-	-	-	-	-	-	-
6384 M	420	850	136	846.570	6384	-	-	-	-	-	-	-
6388 M	440	900	145	1022.940	6388	-	-	-	-	-	-	-
6392 M	460	950	155	1225.760	6392	-	-	-	-	-	-	-
6396 M	480	980	160	1327.170	6396	-	-	-	-	-	-	-
63/500 M	500	1030	170	1565.270	63/500	-	-	-	-	-	-	-

NOTE:

- Sizes 6300 through 6320 are normally equipped with steel or polyamide glass fibre cages. They are also available with machined bronze cages - suffix "M".
- C/3 and C/4 internal clearances are available on all of the above sizes.



MVB Power-Star Bearing Co.
 Url: www.mvbbearing.com
 Email: vivy@mvbbearing.com
mvbbearing@gmail.com
 Tel: +86-592-523 0986
 Fax: +86-592-376 1975



DEEP GROOVE BALL BEARINGS

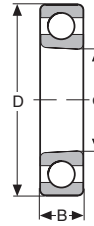
MVB No.	Dimensions (Metric)			Approx. Wgt. (lbs.)	FAG STEYR SKF	Interchange						
	d	D	B			FAF	FED	MRC	ND	NH	RIV	Torrington
6300	10	35	11	.120	6300	300K	1300	300-S	3300	300	1B	-
6301	12	37	12	.140	6301	301K	1301	301-S	3301	301	2B	-
6302	15	42	13	.190	6302	302K	1302	302-S	3302	302	3B	-
6303	17	47	14	.260	6303	303K	1303	303-S	3303	303	4B	-
6304	20	52	15	.320	6304	304K	1304	304-S	3304	304	5B	-
63/22	22	56	16	.380	63/22	-	-	-	-	-	5B22	-
6305	25	62	17	.520	6305	305K	1305	305-S	3305	305	6B	-
63/28	28	68	18	.790	63/28	-	-	-	-	-	6B28	-
6306	30	72	19	.770	6306	306K	1306	306-S	3306	306	7B	-
63/32	32	75	20	.890	63/32	-	-	-	-	-	7B32	-
6307	35	80	21	1.010	6307	307K	1307	307-S	3307	307	8B	-
6308	40	90	23	1.400	6308	308K	1308	308-S	3308	308	9B	-
6309	45	100	25	1.840	6309	309K	1309	309-S	3309	309	10B	-
6310	50	110	27	2.360	6310	310K	1310	310-S	3310	310	11B	-
6311	55	120	29	3.020	6311	311K	1311	311-S	3311	311	12B	-
6312	60	130	31	3.750	6312	312K	1312	312-S	3312	312	13B	-
6313	65	140	33	4.590	6313	313K	1313	313-S	3313	313	14B	-
6314	70	150	35	5.560	6314	314K	1314	314-S	3314	314	15B	-
6315	75	160	37	6.660	6315	315K	1315	315-S	3315	315	16B	-
6316	80	170	39	7.920	6316	316K	1316	316-S	3316	316	17B	-
6317	85	180	41	9.330	6317	317K	1317	317-S	3317	317	18B	-
6318	90	190	43	10.800	6318	318K	1318	318-S	3318	318	19B	-
6319	95	200	45	12.500	6319	319K	1319	319-S	3319	319	20B	-
6320	100	215	47	15.400	6320	320K	1320	320-S	3320	320	21B	100 BC 03
6321 M	105	225	49	17.800	6321	321K	1321	321-S	3321	321	22B	105 BC 03
6322 M	110	240	50	21.000	6322	322K	1322	322-S	3322	322	23B	110 BC 03
6323 M	115	250	53	26.500	-	-	-	-	-	-	-	115 BC 03
6324 M	120	260	55	32.200	6324	-	-	-	3324	324	24B	120 BC 03
6326 M	130	280	58	40.100	6326	326K	-	-	3326	-	25B	130 BC 03
6328 M	140	300	62	48.100	6328	-	-	-	3328	-	26B	140 BC 03
6330 M	150	320	65	57.800	6330	330K	-	-	3330	-	27B	150 BC 03
6332 M	160	340	68	66.000	6332	332K	-	-	3332	-	28B	160 BC 03
6334 M	170	360	72	78.000	6334	334K	-	-	3334	-	29B	170 BC 03
6336 M	180	380	75	91.000	6336	336K	-	-	3336	-	-	180 BC 03
6338 M	190	400	78	105.000	6338	338K	-	-	3338	-	-	190 BC 03
6340 M	200	420	80	118.000	6340	340K	-	-	3340	-	-	200 BC 03
6342 M	210	440	84	136.500	-	-	-	-	-	-	-	210 BC 03
6344 M	220	460	88	155.000	6344	344K	-	-	3344	-	-	220 BC 03
6348 M	240	500	95	198.000	6348	348K	-	-	3348	-	-	240 BC 03
6352 M	260	540	102	247.000	6352	352K	-	-	3352	-	-	260 BC 03
6356 M	280	580	108	302.000	6356	356K	-	-	3356	-	-	280 BC 03
6360 M	300	620	109	361.560	6360	-	-	-	-	-	-	-
6364 M	320	670	112	440.920	6364	-	-	-	-	-	-	-
6368 M	340	710	118	524.720	6368	-	-	-	-	-	-	-
6372 M	360	750	125	615.090	6372	-	-	-	-	-	-	-
6376 M	380	780	128	679.020	6376	-	-	-	-	-	-	-
6380 M	400	820	136	793.660	6380	-	-	-	-	-	-	-
6384 M	420	850	136	846.570	6384	-	-	-	-	-	-	-
6388 M	440	900	145	1022.940	6388	-	-	-	-	-	-	-
6392 M	460	950	155	1225.760	6392	-	-	-	-	-	-	-
6396 M	480	980	160	1327.170	6396	-	-	-	-	-	-	-
63/500 M	500	1030	170	1565.270	63/500	-	-	-	-	-	-	-

NOTE:

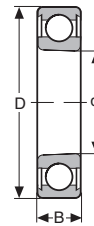
- Sizes 6300 through 6320 are normally equipped with steel or polyamide glass fibre cages. They are also available with machined bronze cages - suffix "M".
- C/3 and C/4 internal clearances are available on all of the above sizes.



MVB Power-Star Bearing Co.
 Url: www.mvbbearing.com
 Email: vivy@mvbbearing.com
 mvbbearing@gmail.com
 Tel: +86-592-523 0986
 Fax: +86-592-376 1975



Tapered Bore - 1:12
Open



Tapered Bore - 1:12
Two Seals
2RS

DEEP GROOVE BALL BEARINGS - TAPERED BORE

MVB No.	Dimensions (Metric)			Approx. Wgt. (lbs.)	Interchange		
	d	D	B		FAG SKF STEYR	MRC	RIV
6300-K	10	35	11	.120	6300 K	-	1 BK
6301-K	12	37	12	.140	6301 K	-	2 BK
6302-K	15	42	13	.190	6302 K	-	3 BK
6303-K	17	47	14	.260	6303 K	-	4 BK
6304-K	20	52	15	.320	6304 K	-	5 BK
6305-K	25	62	17	.520	6305 K	305-SX	6 BK
6306-K	30	72	19	.770	6306 K	306-SX	7 BK
6307-K	35	80	21	1.010	6307 K	307-SX	8 BK
6308-K	40	90	23	1.400	6308 K	308-SX	9 BK
6309-K	45	100	25	1.840	6309 K	309-SX	10 BK
6310-K	50	110	27	2.360	6310 K	310-SX	11 BK
6311-K	55	120	29	3.020	6311 K	311-SX	12 BK
6312-K	60	130	31	3.750	6312 K	312-SX	13 BK
6313-K	65	140	33	4.590	6313 K	313-SX	14 BK
6314-K	70	150	35	5.560	6314 K	314-SX	15 BK
6315-K	75	160	37	6.660	6315 K	315-SX	16 BK
6316-K	80	170	39	7.920	6316 K	316-SX	17 BK
6317-K	85	180	41	9.330	6317 K	317-SX	18 BK
6318-K	90	190	43	10.800	6318 K	318-SX	19 BK
6319-K	95	200	45	12.500	6319 K	319-SX	20 BK
6320-K	100	215	47	15.400	6320 K	320-SX	21 BK
6321-K	105	225	49	17.800	6321 K	321-SX	22 BK
6322-K	110	240	50	21.000	6322 K	322-SX	23 BK
6324-K	120	260	55	32.200	6324 K	324-SX	24 BK
6326-K	130	280	58	40.100	6326 K	-	25 BK
6328-K	140	300	62	48.100	6328 K	-	-
6330-K	150	320	65	57.800	6330 K	-	-
6332-K	160	340	68	63.890	6332 K	-	-
6334-K	170	360	72	75.710	6334 K	-	-
6336-K	180	380	75	87.700	6336 K	-	-

TAPERED BORE - TWO SEALS

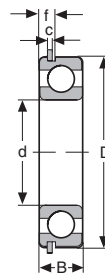
6304-K 2RS	20	52	15	.320	6304 K.2RS	-	-
6305-K 2RS	25	62	17	.520	6305 K.2RS	305-SZZX	-
6306-K 2RS	30	72	19	.770	6306 K.2RS	306-SZZX	-
6307-K 2RS	35	80	21	1.010	6307 K.2RS	307-SZZX	-
6308-K 2RS	40	90	23	1.400	6308 K.2RS	308-SZZX	-
6309-K 2RS	45	100	25	1.850	6309 K.2RS	309-SZZX	-
6310-K 2RS	50	110	27	2.360	6310 K.2RS	310-SZZX	-
6311-K 2RS	55	120	29	3.020	6311 K.2RS	311-SZZX	-
6312-K 2RS	60	130	31	3.750	6312 K.2RS	312-SZZX	-
6313-K 2RS	65	140	33	4.590	6313 K.2RS	313-SZZX	-
6314-K 2RS	70	150	35	5.560	6314 K.2RS	314-SZZX	-
6315-K 2RS	75	160	37	6.660	6315 K.2RS	315-SZZX	-
6316-K 2RS	80	170	39	7.920	6316 K.2RS	316-SZZX	-
6317-K 2RS	85	180	41	9.330	6317 K.2RS	317-SZZX	-
6318-K 2RS	90	190	43	10.800	6318 K.2RS	318-SZZX	-

NOTE:
 1.) C/3 and C/4 internal clearances are available on all of the above sizes.

轴承 Rodamientos Rolamentos Rulman Kugellager Kullager Cuscinetti Подшипники Подшипник Лозыска Ložiska Ležaj Laakeri Laager Laer Сапаѓагу 轴承 2014



MVB Power-Star Bearing Co.
 Url:www.mvbbearing.com
 Email:vivy@mvbbearing.com
 mvbbearing@gmail.com
 Tel:+86-592-523 0986
 Fax:+86-592-376 1975



Open With Snap Ring

DEEP GROOVE BALL BEARINGS - WITH SNAP RING

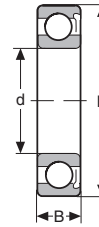
MVB No.	Dimensions					Approx. Wgt. (lbs.)	Interchange				
	(Metric)			(Inch)			FAF	FAG STEYR	MRC	ND	SKF
	d	D	B	f	c						
6300 NR	10	35	11	.134	.053	.120	-	6300 NR	-	43300	-
6301 NR	12	37	12	.134	.053	.140	-	6301 NR	-	43301	-
6302 NR	15	42	13	.134	.053	.190	-	6302 NR	-	43302	-
6303 NR	17	47	14	.149	.053	.260	303KG	6303 NR	303-SG	43303	-
6304 NR	20	52	15	.149	.053	.320	304KG	6304 NR	-	43304	6304 NR
63/22 NR	22	56	16	.149	.053	.450	-	-	-	-	-
6305 NR	25	62	17	.203	.074	.520	305KG	6305 NR	305-SG	43305	6305 NR
63/28 NR	28	68	18	.203	.074	.650	-	-	-	-	-
6306 NR	30	72	19	.203	.074	.770	306KG	6306 NR	306-SG	43306	6306 NR
63/32 NR	32	75	20	.203	.074	.900	-	-	-	-	-
6307 NR	35	80	21	.203	.074	1.010	307KG	6307 NR	307-SG	43307	6307 NR
6308 NR	40	90	23	.235	.106	1.400	308KG	6308 NR	308-SG	43308	6308 NR
6309 NR	45	100	25	.235	.106	1.840	309KG	6309 NR	309-SG	43309	6309 NR
6310 NR	50	110	27	.235	.106	2.360	310KG	6310 NR	310-SG	43310	6310 NR
6311 NR	55	120	29	.281	.122	3.020	311KG	6311 NR	311-SG	43311	6311 NR
6312 NR	60	130	31	.281	.122	3.750	312KG	6312 NR	312-SG	43312	6312 NR
6313 NR	65	140	33	.314	.122	4.590	-	6313 NR	313-SG	43313	6313 NR
6314 NR	70	150	35	.314	.122	5.560	-	6314 NR	314-SG	43314	6314 NR
6315 NR	75	160	37	.314	.122	6.660	-	6315 NR	315-SG	43315	6315 NR
6316 NR	80	170	39	.361	.137	7.920	-	6316 NR	316-SG	43316	-
6317 NR	85	180	41	.361	.137	9.330	-	6317 NR	317-SG	43317	-
6318 NR	90	190	43	.361	.137	10.800	-	6318 NR	318-SG	-	-
6319 NR	95	200	45	.361	.137	12.500	-	6319 NR	319-SG	-	-
6320 NR	100	215	47	.361	.137	15.400	-	-	320-SG	-	-
6321 NR	105	225	49	.433	.177	17.800	-	-	321-SG	-	-

NOTE:

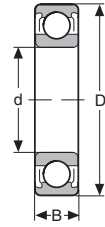
1.) C/3 and C/4 internal clearances are available on all of the above sizes.



MVB Power-Star Bearing Co.
 Uri:www.mvbbearing.com
 Email:vivy@mvbbearing.com
 mvbbearing@gmail.com
 Tel:+86-592-523 0986
 Fax:+86-592-376 1975



One Shield
Z



Two Shields
ZZ

DEEP GROOVE BALL BEARINGS - ONE SHIELD

MVB No.	Dimensions (Metric)			Approx. Wgt. (lbs.)	Interchange						
	d	D	B		FAG SKF STEYR	FAF	FED	MRC	ND	NH	RIV
6300-Z	10	35	11	.120	6300 Z	300KD	1300F	300-SF	7600	300P	1 BPL
6301-Z	12	37	12	.140	6301 Z	301KD	1301F	301-SF	7601	301P	2 BPL
6302-Z	15	42	13	.140	6302 Z	302KD	1302F	302-SF	7602	302P	3 BPL
6303-Z	17	47	14	.260	6303 Z	303KD	1303F	303-SF	7603	303P	4 BPL
6304-Z	20	52	15	.320	6304 Z	304KD	1304F	304-SF	7604	304P	5 BPL
6305-Z	25	62	17	.520	6305 Z	305KD	1305F	305-SF	7605	305P	6 BPL
6306-Z	30	72	19	.770	6306 Z	306KD	1306F	306-SF	7606	306P	7 BPL
6307-Z	35	80	21	1.010	6307 Z	307KD	1307F	307-SF	7607	307P	8 BPL
6308-Z	40	90	23	1.400	6308 Z	308KD	1308F	308-SF	7608	308P	9 BPL
6309-Z	45	100	25	1.840	6309 Z	309KD	1309F	309-SF	7609	309P	10 BPL
6310-Z	50	110	27	2.360	6310 Z	310KD	1310F	310-SF	7610	310P	11 BPL
6311-Z	55	120	29	3.020	6311 Z	311KD	1311F	311-SF	7611	311P	12 BPL
6312-Z	60	130	31	3.750	6312 Z	312KD	1312F	312-SF	7612	312P	13 BPL
6313-Z	65	140	33	4.590	6313 Z	313KD	1313F	313-SF	7613	313P	14 BPL
6314-Z	70	150	35	5.560	6314 Z	314KD	1314F	314-SF	7614	314P	15 BPL
6315-Z	75	160	37	6.660	6315 Z	315KD	1315F	315-SF	7615	315P	16 BPL
6316-Z	80	170	39	7.920	6316 Z	316KD	1316F	316-SF	-	316P	17 BPL
6317-Z	85	180	41	9.330	6317 Z	317KD	1317F	317-SF	7617	317P	18 BPL
6318-Z	90	190	43	10.800	6318 Z	318KD	1318F	318-SF	-	318P	19 BPL
6319-Z	95	200	45	12.500	6319 Z	319KD	1319F	319-SF	-	319P	20 BPL
6320-Z	100	215	47	15.400	6320 Z	320KD	1320F	320-SF	-	320P	21 BPL
6321-Z	105	225	49	17.800	6321 Z	321KD	1321F	321-SF	-	321P	-
6322-Z	110	240	50	21.000	6322 Z	322KD	1322F	322-SF	-	322P	-
6324-Z	120	260	55	32.200	6324Z	-	-	324-SF	-	-	-
6326-Z	130	280	58	40.100	6326Z	-	-	-	-	-	-

TWO SHIELDS

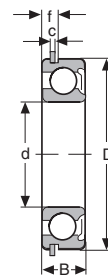
6300-ZZ	10	35	11	.120	6300.ZZ	300KDD	1300FF	300-SFF	77600	300PP	1 BPPL
6301-ZZ	12	37	12	.140	6301.ZZ	301KDD	1301FF	301-SFF	77601	301PP	2 BPPL
6302-ZZ	15	42	13	.190	6302.ZZ	302KDD	1302FF	302-SFF	77602	302PP	3 BPPL
6303-ZZ	17	47	14	.260	6303.ZZ	303KDD	1303FF	303-SFF	77603	303PP	4 BPPL
6304-ZZ	20	52	15	.320	6304.ZZ	304KDD	1304FF	304-SFF	77604	304PP	5 BPPL
6305-ZZ	25	62	17	.520	6305.ZZ	305KDD	1305FF	305-SFF	77605	305PP	6 BPPL
6306-ZZ	30	72	19	.770	6306.ZZ	306KDD	1306FF	306-SFF	77606	306PP	7 BPPL
6307-ZZ	35	80	21	1.010	6307.ZZ	307KDD	1307FF	307-SFF	77607	307PP	8 BPPL
6308-ZZ	40	90	23	1.400	6308.ZZ	308KDD	1308FF	308-SFF	77608	308PP	9 BPPL
6309-ZZ	45	100	25	1.840	6309.ZZ	309KDD	1309FF	309-SFF	77609	309PP	10 BPPL
6310-ZZ	50	110	27	2.360	6310.ZZ	310KDD	1310FF	310-SFF	77610	310PP	11 BPPL
6311-ZZ	55	120	29	3.020	6311.ZZ	311KDD	1311FF	311-SFF	77611	311PP	12 BPPL
6312-ZZ	60	130	31	3.750	6312.ZZ	312KDD	1312FF	312-SFF	77612	312PP	13 BPPL
6313-ZZ	65	140	33	4.590	6313.ZZ	313KDD	1313FF	313-SFF	77613	313PP	14 BPPL
6314-ZZ	70	150	35	5.560	6314.ZZ	314KDD	1314FF	314-SFF	77614	314PP	15 BPPL
6315-ZZ	75	160	37	6.660	6315.ZZ	315KDD	1315FF	315-SFF	77615	315PP	16 BPPL
6316-ZZ	80	170	39	7.920	6316.ZZ	316KDD	1316FF	316-SFF	-	316PP	17 BPPL
6317-ZZ	85	180	41	9.330	6317.ZZ	317KDD	1317FF	-	77617	317PP	18 BPPL
6318-ZZ	90	190	43	10.800	6318.ZZ	318KDD	1318FF	318-SFF	-	318PP	19 BPPL
6319-ZZ	95	200	45	12.500	6319.ZZ	319KDD	1319FF	-	-	319PP	20 BPPL
6320-ZZ	100	215	47	15.400	6320.ZZ	320KDD	1320FF	320-SFF	77620	320PP	21 BPPL
6321-ZZ	105	225	49	17.800	6321.ZZ	-	1321FF	-	-	321PP	-
6322-ZZ	110	240	50	21.000	6322.ZZ	-	1322FF	322-SFF	-	322PP	-
6324-ZZ	120	260	55	32.200	6324-ZZ	-	-	324-SFF	-	-	-
6326-ZZ	130	280	58	40.100	6326-ZZ	-	-	-	-	-	-

NOTE:

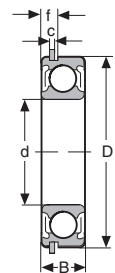
1.) C/3 and C/4 internal clearances are available on all of the above sizes.



MVB Power-Star Bearing Co.
 Url:www.mvbbearing.com
 Email:vivy@mvbbearing.com
 mvbbearing@gmail.com
 Tel:+86-592-523 0986
 Fax:+86-592-376 1975



One Shield With Snap Ring ZNR



Two Shields With Snap Ring ZZNR

DEEP GROOVE BALL BEARINGS - ONE SHIELD WITH SNAP RING

MVB No.	Dimensions (Metric)		Dimensions (Inch)		Approx. Wgt. (lbs.)	Interchange					
	d	D	B	f		c	FAF	FAG STEYR	MRC	ND	SKF
6300-ZNR	10	35	11	.134	.053	.120	-	6300 ZNR	300-SFG	47600	-
6301-ZNR	12	37	12	.134	.053	.140	-	6301 ZNR	301-SFG	47601	-
6302-ZNR	15	42	13	.134	.053	.190	-	6302 ZNR	302-SFG	47602	-
6303-ZNR	17	47	14	.149	.053	.260	-	6303 ZNR	303-SFG	47603	6303 ZNR
6304-ZNR	20	52	15	.149	.053	.320	304KDG	6304 ZNR	304-SFG	47604	6304 ZNR
6305-ZNR	25	62	17	.203	.074	.520	305KDG	6305 ZNR	305-SFG	47605	6305 ZNR
6306-ZNR	30	72	19	.203	.074	.770	306KDG	6306 ZNR	306-SFG	47606	6306 ZNR
6307-ZNR	35	80	21	.203	.074	1.010	307KDG	6307 ZNR	307-SFG	47607	6307 ZNR
6308-ZNR	40	90	23	.235	.106	1.400	308KDG	6308 ZNR	308-SFG	47608	6308 ZNR
6309-ZNR	45	100	25	.235	.106	1.840	309KDG	6309 ZNR	309-SFG	47609	6309 ZNR
6310-ZNR	50	110	27	.235	.106	2.360	310KDG	6310 ZNR	310-SFG	47610	6310 ZNR
6311-ZNR	55	120	29	.281	.122	3.020	-	6311 ZNR	311-SFG	47611	6311 ZNR
6312-ZNR	60	130	31	.281	.122	3.750	-	6312 ZNR	312-SFG	47612	6312 ZNR
6313-ZNR	65	140	33	.314	.122	4.590	-	6313 ZNR	313-SFG	47613	6313 ZNR
6314-ZNR	70	150	35	.314	.122	5.560	-	6314 ZNR	314-SFG	47614	6314 ZNR
6315-ZNR	75	160	37	.314	.122	6.660	-	6315 ZNR	315-SFG	47615	-
6316-ZNR	80	170	39	.361	.137	7.920	-	6316 ZNR	316-SFG	47616	-
6317-ZNR	85	180	41	.361	.137	9.330	-	6317 ZNR	317-SFG	47617	-
6318-ZNR	90	190	43	.361	.137	10.800	-	6318 ZNR	318-SFG	-	-
6319-ZNR	95	200	45	.361	.137	12.500	-	6319 ZNR	319-SFG	-	-
6320-ZNR	100	215	47	.361	.137	15.400	-	-	320-SFG	-	-
6321-ZNR	105	225	49	.433	.177	17.800	-	-	321-SFG	-	-

TWO SHIELDS WITH SNAP RING

6300-ZZNR	10	35	11	.134	.053	.120	-	6300-ZZNR	300-SFFG	477600	-
6301-ZZNR	12	37	12	.134	.053	.140	-	6301-ZZNR	301-SFFG	477601	-
6302-ZZNR	15	42	13	.134	.053	.190	-	6302-ZZNR	302-SFFG	477602	-
6303-ZZNR	17	47	14	.149	.053	.260	-	6303-ZZNR	303-SFFG	477603	-
6304-ZZNR	20	52	15	.149	.053	.320	304KDDG	6304-ZZNR	304-SFFG	477604	6304 ZZNR
6305-ZZNR	25	62	17	.203	.074	.520	305KDDG	6305-ZZNR	305-SFFG	477605	6305 ZZNR
6306-ZZNR	30	72	19	.203	.074	.770	306KDDG	6306-ZZNR	306-SFFG	477606	6306 ZZNR
6307-ZZNR	35	80	21	.203	.074	1.010	307KDDG	6307-ZZNR	307-SFFG	477607	6307 ZZNR
6308-ZZNR	40	90	23	.235	.106	1.400	308KDDG	6308-ZZNR	308-SFFG	477608	6308 ZZNR
6309-ZZNR	45	100	25	.235	.106	1.840	309KDDG	6309-ZZNR	309-SFFG	477609	6309 ZZNR
6310-ZZNR	50	110	27	.235	.106	2.360	310KDDG	6310-ZZNR	310-SFFG	477610	6310 ZZNR
6311-ZZNR	55	120	29	.281	.122	3.020	311KDDG	6311-ZZNR	311-SFFG	477611	6311 ZZNR
6312-ZZNR	60	130	31	.281	.122	3.750	312KDDG	6312-ZZNR	312-SFFG	477612	6312 ZZNR
6313-ZZNR	65	140	33	.314	.122	4.590	313KDDG	6313-ZZNR	313-SFFG	477613	6313 ZZNR
6314-ZZNR	70	150	35	.314	.122	5.560	-	6314-ZZNR	314-SFFG	477614	6314 ZZNR
6315-ZZNR	75	160	37	.314	.122	6.660	-	6315-ZZNR	315-SFFG	477615	-
6316-ZZNR	80	170	39	.361	.137	7.920	-	6316-ZZNR	316-SFFG	477616	-
6317-ZZNR	85	180	41	.361	.137	9.330	-	6317-ZZNR	317-SFFG	477617	-
6318-ZZNR	90	190	43	.361	.137	10.800	-	6318-ZZNR	318-SFFG	-	-
6319-ZZNR	95	200	45	.361	.137	12.500	-	6319-ZZNR	319-SFFG	-	-
6320-ZZNR	100	215	47	.361	.137	15.400	-	-	320-SFFG	-	-
6321-ZZNR	105	225	49	.433	.177	17.800	-	-	321-SFFG	-	-

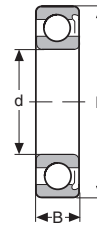
NOTE:

- 1.) When the shield is required on the same side as the snap ring use ZNBR suffix.
- 2.) C/2 and C/3 internal clearance is available on all of the above sizes.

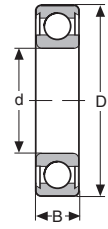
轴承·Bearings·Rodamientos·Ролиментос·Rulman·Kugellager·Kullager·Cuscinetti·Подшипники·Подшипник·Łożysko·Ležák·Laakeri·Laeger·Laer·Cășapăcu·베어링·轴承·滚珠



MVB Power-Star Bearing Co.
 Url:www.mvbbearing.com
 Email:vivy@mvbbearing.com
 mvbbearing@gmail.com
 Tel:+86-592-523 0986
 Fax:+86-592-376 1975



One Seal
RS



Two Seals
2RS

DEEP GROOVE BALL BEARINGS - ONE SEAL

MVB No.	Dimensions (Metric)			Approx. Wgt. (lbs.)	Interchange					
	d	D	B		FAG SKF STEYR	FAF	FED	MRC	ND	RIV
6300-RS	10	35	11	.120	6300.RS	300P	-	-	-	-
6301-RS	12	37	12	.140	6301.RS	-	-	-	-	-
6302-RS	15	42	13	.190	6302.RS	-	-	-	-	-
6303-RS	17	47	14	.260	6303.RS	303P	1303R	303-SZ	Z9603	-
6304-RS	20	52	15	.320	6304.RS	304P	1304R	304-SZ	Z9604	-
6305-RS	25	62	17	.520	6305.RS	305P	1305R	305-SZ	Z9605	-
6306-RS	30	72	19	.770	6306.RS	306P	1306R	306-SZ	Z9606	-
6307-RS	35	80	21	1.010	6307.RS	307P	1307R	307-SZ	Z9607	-
6308-RS	40	90	23	1.400	6308.RS	308P	1308R	308-SZ	Z9608	-
6309-RS	45	100	25	1.840	6309.RS	309P	1309R	309-SZ	Z9609	-
6310-RS	50	110	27	2.360	6310.RS	310P	1310R	310-SZ	Z9610	-
6311-RS	55	120	29	3.020	6311.RS	311NP	1311R	-	Z9611	-
6312-RS	60	130	31	3.750	6312.RS	-	1312R	-	Z9612	-
6313-RS	65	140	33	4.590	6313.RS	-	1313R	-	Z9613	-
6314-RS	70	150	35	5.550	6314.RS	-	1314R	-	Z9614	-
6315-RS	75	160	37	6.660	6315.RS	-	-	-	-	-
6316-RS	80	170	39	7.920	6316.RS	-	-	-	-	-
6317-RS	85	180	41	9.330	6317.RS	-	-	-	-	-
6318-RS	90	190	43	10.800	6318.RS	-	-	-	-	-
6319-RS	95	200	45	15.400	6319.RS	-	-	-	-	-

TWO SEALS

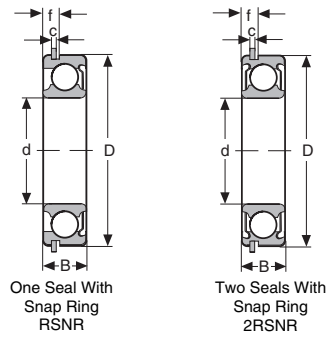
6300-2RS	10	35	11	.120	6300.2RSR	-	-	300-SZZ	-	BLN 10
6301-2RS	12	37	12	.140	6301.2RSR	-	-	301-SZZ	-	BLN 12
6302-2RS	15	42	13	.190	6302.2RSR	-	-	302-SZZ	-	BLN 15
6303-2RS	17	47	14	.260	6303.2RSR	303PP	1303RR	303-SZZ	Z99603	BLN 17
6304-2RS	20	52	15	.320	6304.2RSR	304PP	1304RR	304-SZZ	Z99604	BLN 20
63/22-2RS	22	56	16	.420	-	-	-	-	-	-
6305-2RS	25	62	17	.520	6305.2RSR	305PP	1305RR	305-SZZ	Z99605	BLN 25
63/28-2RS	28	68	18	.640	-	-	-	-	-	-
6306-2RS	30	72	19	.770	6306.2RSR	306PP	1306RR	306-SZZ	Z99606	BLN 30
63/32-2RS	32	75	20	.875	-	-	-	-	-	-
6307-2RS	35	80	21	1.010	6307.2RSR	307PP	1307RR	307-SZZ	Z99607	BLN 35
6308-2RS	40	90	23	1.400	6308.2RSR	308PP	1308RR	308-SZZ	Z99608	BLN 40
6309-2RS	45	100	25	1.840	6309.2RSR	309PP	1309RR	309-SZZ	Z99609	BLN 45
6310-2RS	50	110	27	2.360	6310.2RSR	310PP	1310RR	310-SZZ	Z99610	BLN 50
6311-2RS	55	120	29	3.020	6311.2RSR	311NPP	1311RR	311-SZZ	Z99611	BLN 55
6312-2RS	60	130	31	3.750	6312.2RSR	312NPP	1312RR	312-SZZ	Z99612	BLN 60
6313-2RS	65	140	33	4.590	6313.2RSR	-	1313RR	313-SZZ	Z99613	BLN 65
6314-2RS	70	150	35	5.550	6314.2RSR	-	1314RR	314-SZZ	Z99614	BLN 70
6315-2RS	75	160	37	6.660	6315.2RSR	-	-	315-SZZ	-	BLN 75
6316-2RS	80	170	39	7.920	6316.2RSR	-	-	316-SZZ	-	-
6317-2RS	85	180	41	9.420	6317.2RSR	-	-	317-SZZ	-	-
6318-2RS	90	190	43	10.800	6318.2RSR	-	-	318-SZZ	-	-
6319-2RS	95	200	45	15.400	6319.2RSR	-	-	319-SZZ	-	-
6320-2RS	100	215	47	17.100	6320.2RSR	-	-	320-SZZ	-	-

NOTE:

1.) C/3 and C/4 internal clearances are available on all of the above sizes.



MVB Power-Star Bearing Co.
 Url:www.mvbbearing.com
 Email:vivy@mvbbearing.com
 mvbbearing@gmail.com
 Tel:+86-592-523 0986
 Fax:+86-592-376 1975



DEEP GROOVE BALL BEARINGS - ONE SEAL WITH SNAP RING

MVB No.	Dimensions					Approx. Wgt. (lbs.)	Interchange				
	(Metric)		(Inch)				FAF	FAG STEYR	MRC	ND	SKF
	d	D	B	f	c						
6300-RSNR	10	35	11	.134	.053	.120	-	6300 RSNR	-	-	-
6301-RSNR	12	37	12	.134	.053	.140	-	6301 RSNR	-	-	-
6302-RSNR	15	42	13	.134	.053	.190	-	6302 RSNR	-	Z49602	-
6303-RSNR	17	47	14	.149	.053	.260	-	6303 RSNR	-	Z49603	6303 RSNR
6304-RSNR	20	52	15	.149	.053	.320	-	6304 RSNR	-	Z49604	6304 RSNR
6305-RSNR	25	62	17	.203	.074	.520	-	6305 RSNR	-	Z49605	6305 RSNR
6306-RSNR	30	72	19	.203	.074	.770	-	6306 RSNR	306-SZG	Z49606	6306 RSNR
6307-RSNR	35	80	21	.203	.074	1.010	-	6307 RSNR	307-SZG	Z49607	6307 RSNR
6308-RSNR	40	90	23	.235	.106	1.400	-	6308 RSNR	-	Z49608	6308 RSNR
6309-RSNR	45	100	25	.235	.106	1.840	-	6309 RSNR	309-SZG	Z49609	-
6310-RSNR	50	110	27	.235	.106	2.360	-	6310 RSNR	310-SZG	Z49610	6310 RSNR
6311-RSNR	55	120	29	.281	.122	3.020	-	6311 RSNR	-	-	-
6312-RSNR	60	130	31	.281	.122	3.750	-	6312 RSNR	-	-	-
6313-RSNR	65	140	33	.314	.122	4.590	-	6313 RSNR	-	-	-
6314-RSNR	70	150	35	.314	.122	5.560	-	6314 RSNR	-	-	-
6315-RSNR	75	160	37	.314	.122	6.660	-	6315 RSNR	-	-	-
6316-RSNR	80	170	39	.361	.137	7.920	-	6316 RSNR	-	-	-
6317-RSNR	85	180	41	.361	.137	9.330	-	-	-	-	-
6318-RSNR	90	190	43	.361	.137	10.800	-	-	-	-	-
6319-RSNR	95	200	45	.361	.137	12.500	-	-	-	-	-
6320-RSNR	100	215	47	.361	.137	15.400	-	-	-	-	-
6321-RSNR	105	225	49	.433	.177	17.800	-	-	-	-	-

TWO SEALS WITH SNAP RING

6300-2RSNR	10	35	11	.134	.053	.120	-	6300-2RSNR	300-SZZG	-	-
6301-2RSNR	12	37	12	.134	.053	.140	-	6301-2RSNR	301-SZZG	-	-
6302-2RSNR	15	42	13	.134	.053	.190	-	6302-2RSNR	302-SZZG	-	-
6303-2RSNR	17	47	14	.149	.053	.260	303PPG	6303-2RSNR	303-SZZG	Z499603	6303 2RSNR
6304-2RSNR	20	52	15	.149	.053	.320	304PPG	6304-2RSNR	304-SZZG	Z499604	6304 2RSNR
63/22-2RSNR	22	56	16	.149	.053	.420	-	-	-	-	-
6305-2RSNR	25	62	17	.203	.074	.520	-	6305-2RSNR	305-SZZG	Z499605	6305 2RSNR
63/28-2RSNR	28	68	18	.203	.074	.640	-	-	-	-	-
6306-2RSNR	30	72	19	.203	.074	.770	-	6306-2RSNR	306-SZZG	Z499606	6306 2RSNR
63/32-2RSNR	32	75	20	.203	.074	.875	-	-	-	-	-
6307-2RSNR	35	80	21	.203	.074	1.010	-	6307-2RSNR	307-SZZG	Z499607	6307 2RSNR
6308-2RSNR	40	90	23	.235	.106	1.400	-	6308-2RSNR	308-SZZG	Z499608	6308 2RSNR
6309-2RSNR	45	100	25	.235	.106	1.840	-	6309-2RSNR	309-SZZG	Z499609	6309 2RSNR
6310-2RSNR	50	110	27	.235	.106	2.360	-	6310-2RSNR	310-SZZG	Z499610	6310 2RSNR
6311-2RSNR	55	120	29	.281	.122	3.020	-	6311-2RSNR	311-SZZG	-	6311 2RSN
6312-2RSNR	60	130	31	.281	.122	3.750	-	6312-2RSNR	312-SZZG	-	6312 2RSNR
6313-2RSNR	65	140	33	.314	.122	4.590	-	6313-2RSNR	313-SZZG	-	-
6314-2RSNR	70	150	35	.314	.122	5.560	-	6314-2RSNR	314-SZZG	-	-
6315-2RSNR	75	160	37	.314	.122	6.660	-	6315-2RSNR	315-SZZG	-	-
6316-2RSNR	80	170	39	.361	.137	7.920	-	6316-2RSNR	316-SZZG	-	-
6317-2RSNR	85	180	41	.361	.137	9.420	-	-	317-SZZG	-	-
6318-2RSNR	90	190	43	.361	.137	10.800	-	-	318-SZZG	-	-
6319-2RSNR	95	200	45	.361	.137	15.400	-	-	319-SZZG	-	-
6320-2RSNR	100	215	47	.361	.137	17.100	-	-	320-SZZG	-	-
6321-2RSNR	105	225	49	.433	.177	17.800	-	-	321-SZZG	-	-

NOTE:

- 1.) When the seal is required on the same side as the snap ring use RSNBR suffix.
- 2.) C/2 and C/3 internal clearance is available on all of the above sizes.